

ICPP Accumulation Fund



Investment Strategy

The objective of ICPP Accumulation Fund (Fund) is to provide long-term capital growth and income through a portfolio of large cap Canadian and foreign equities that are sufficiently diversified to minimize investment risk. The Fund will invest in equities of companies that are part of the ICPP Total Index (Index).

The companies that are included in the Index are listed on major stock exchanges in Canada and the United States. Index companies are selected based on the long-term viability of their businesses and value added return expectations within their industry. It is expected that equities of the eligible companies listed in the Index may be bought and held by a fund over a long time horizon. The Fund and Index are generally composed of large capitalization equities only. Minimal amounts of cash balances are used to facilitate rebalancing and collection of dividend income. The Index will include between 72 and 80 equities normally balanced between Canadian and US dollar investments. The Fund will include between 36 and 80 equities.

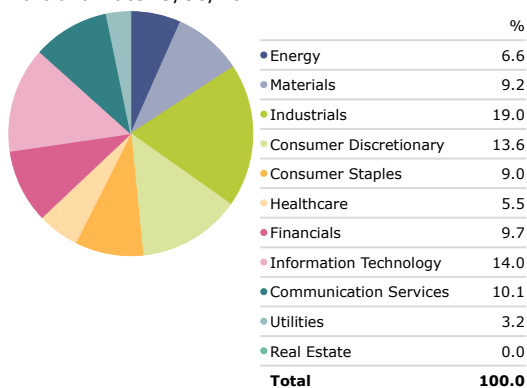
Top 10 Holdings

Portfolio Date: 9/30/2021

	Portfolio Weighting %
Cameco Corp	1.8
Teck Resources Ltd Class B	1.8
Methanex Corp	1.6
Ford Motor Co	1.6
Shaw Communications Inc Class B	1.6
NVIDIA Corp	1.6
Starbucks Corp	1.5
Constellation Software Inc	1.5
Canadian Natural Resources Ltd	1.5
Gildan Activewear Inc	1.5

Sector Allocation

Portfolio Date: 9/30/2021

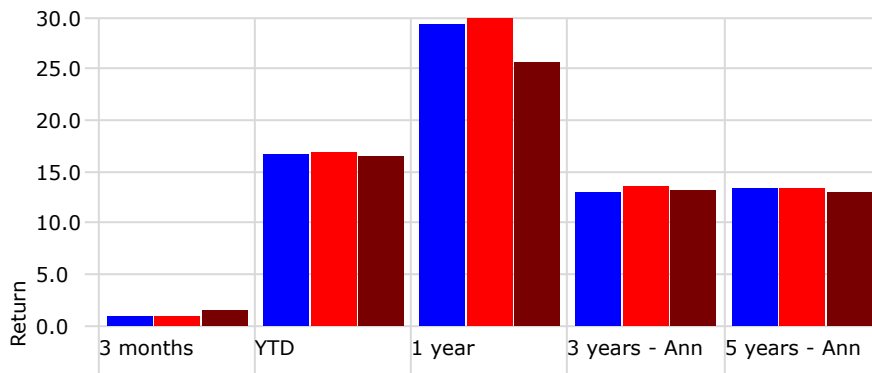


Fund Statistics

Base Currency	Canadian Dollar
# of Holdings	80
Average Market Cap (\$Mil)	64,127.1
P/E Ratio	19.7
P/B Ratio	2.8
Forward Dividend Yield %	2.4

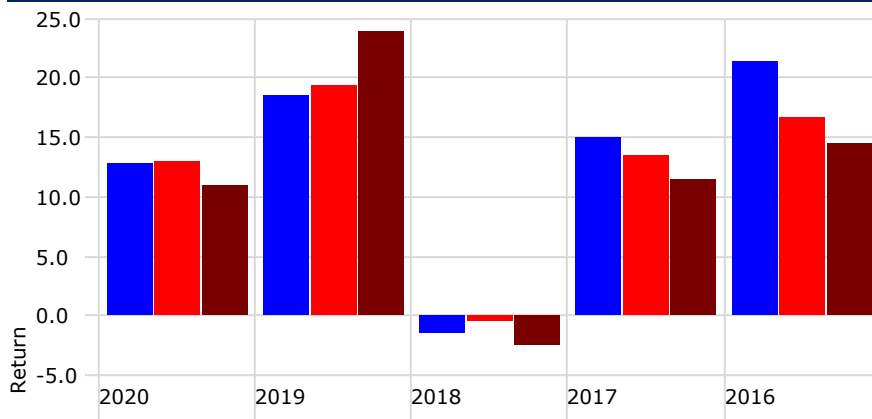
Trailing Returns

As of Date: 9/30/2021



	3 months	YTD	1 year	3 years	5 years
ICPP Accumulation Fund	0.9	16.7	29.4	12.9	13.3
ICPP Total Index	0.9	16.8	29.9	13.5	13.4
500-TSX	1.5	16.4	25.7	13.2	12.9

Calendar Year Returns



	2020	2019	2018	2017	2016
ICPP Accumulation Fund	12.8	18.5	-1.5	15.0	21.5
ICPP Total Index	13.0	19.4	-0.5	13.5	16.7
500-TSX	11.0	23.9	-2.5	11.5	14.6

Risk/Return Analysis

Time Period: 10/1/2016 to 9/30/2021

	Fund	Benchmark
Return	13.3	12.9
Std Dev	12.2	12.2
Excess Return	0.4	0.0
Alpha	0.5	0.0
R2	96.0	100.0
Information Ratio (arith)	0.1	

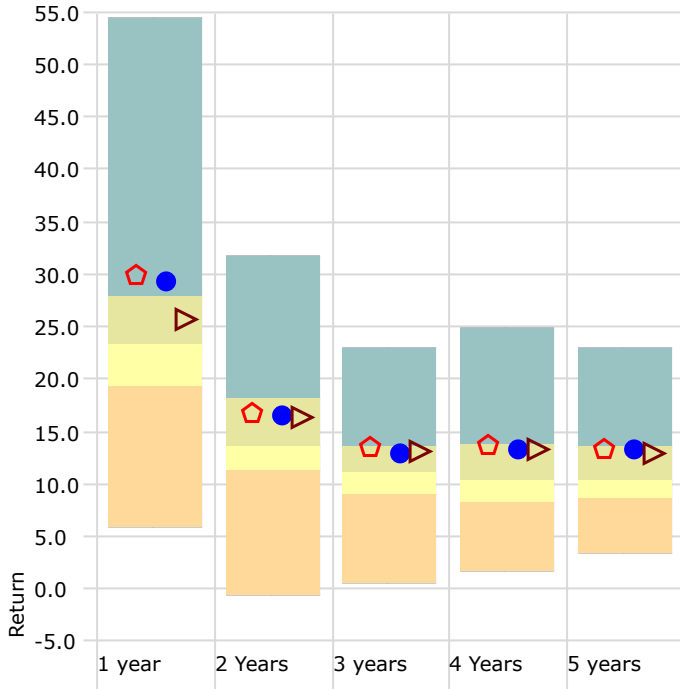
Risk Statistics

Time Period: 10/1/2016 to 9/30/2021

	Fund	Benchmark
Up Period Percent	68.3	71.7
Down Period Percent	31.7	28.3
Best Quarter	13.7	16.2
Worst Quarter	-17.6	-16.3
Up Capture Ratio	97.7	100.0
Down Capture Ratio	91.7	100.0

Performance Relative to Peer Group

Peer Group (1-100%): 2019 Equity



	1 year	2 Years	3 years	4 Years	5 years
ICPP Accumulation Fund	29.4	16.7	12.9	13.3	13.3
ICPP Total Index	29.9	16.8	13.5	13.7	13.4
500-TSX	25.7	16.5	13.2	13.4	12.9
Count	173	172	172	172	172
5th Percentile	36.9	24.3	17.8	18.2	18.0
25th Percentile	27.9	18.2	13.5	13.7	13.5
50th Percentile	23.3	13.5	11.0	10.3	10.4
75th Percentile	19.2	11.2	8.9	8.2	8.7
95th Percentile	10.9	7.1	5.5	5.5	6.8

"500-TSX" refers to a blended benchmark equal to 50% S&P/TSX Composite Total Return Index and 50% S&P 500 Total Return Index in Canadian dollars determined on a monthly basis. This benchmark is used to provide reference to widely known and followed benchmarks.

Rates of return prior to the inception date are based on data from a portfolio model constructed using the Accumulation Fund Investment Policy Statement.

The Index is intended as a benchmark for funds with a long-term investment horizon dedicated to registered pension plans registered in Canada. This material is for information purposes only and does not constitute an offering memorandum or an offer or solicitation in any jurisdiction in which an offer or solicitation is not authorized.

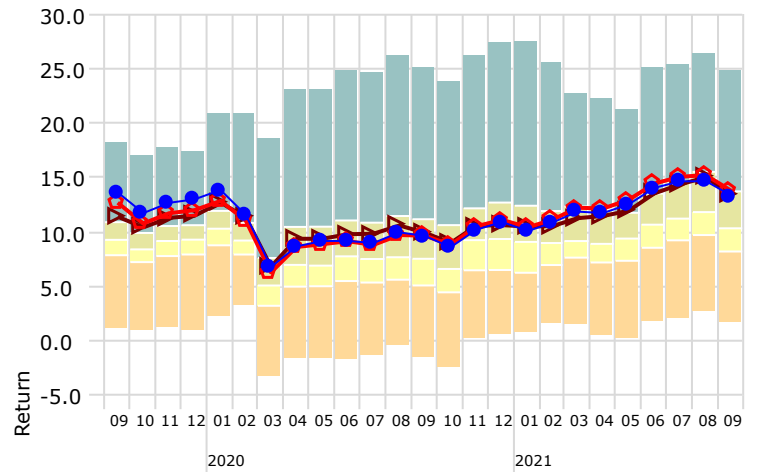
The indicated rates of return are historical annual compounded total returns, including changes in unit value and reinvestment of all distributions. Investments in the Fund are not guaranteed, their values change frequently and past performance may not be repeated. Investment losses do and may occur, and investors could lose some or all of their investment in the Fund.

The information herein does not consider the investment objectives, financial situation or particular needs of any prospective investor. Prospective investors should consult their appropriate advisors prior to investing.

Information presented herein is obtained from sources we believe reliable, but we assume no responsibility for information provided to us from third parties. ICPP Funds Ltd. is a wholly-owned subsidiary of Robertson, Eadie & Associates Ltd. Officers, directors and employees of Robertson, Eadie & Associates Ltd. and its subsidiaries may have positions in the securities mentioned herein and may make purchases and/or sales from time to time. This information may not be reproduced for any purpose or provided to others in whole or in part without the prior written permission of ICPP Funds Ltd. All information and opinions indicated herein are subject to change without notice. Inception date: February 2017

4 Year Rolling Returns

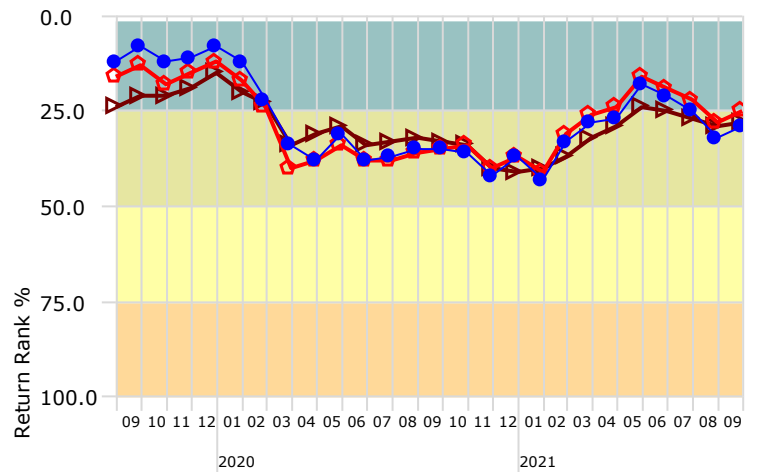
Top Quartile 2nd Quartile 3rd Quartile Bottom Quartile



ICPP Accumulation Fund ICPP Total Index 500-TSX

4 Year Rolling Return Quartiles

1st to 25th Percentile 26th to Median 51st to 75th Percentile 76th to 100th Percentile



ICPP Accumulation Fund ICPP Total Index 500-TSX