

ICPP Payout Fund



Investment Strategy

The objective of ICPP Payout Fund (Fund) is to provide long-term capital growth and income. To achieve this objective, the Fund will invest approximately 50% of its assets in units of the ICPP Accumulation Fund and in units of the iShares Canadian Universe Bond Index ("XBB") ETF or another suitable fixed income ETF listed on the Toronto Stock Exchange that invests in the universe of Canadian fixed income instruments with an investment benchmark related to the FTSE Canada Universe Bond Index. The Fund will also invest in short term investment instruments from time to time to manage cash flow needs.

The ICPP Accumulation Fund invests predominantly in large capitalization companies listed on major stock exchanges in Canada and the United States. The ICPP Accumulation Fund invests in equities of companies that are part of the ICPP Total Index (the "Index"). Index companies are selected based on the long-term viability of their businesses and value added return expectations within their industry. It is expected that equities of the eligible companies listed in the Index may be bought and held by a fund over a long time horizon. Minimal amounts of cash balances are used to facilitate rebalancing and collection of dividend income. The Index will include between 72 and 80 equities normally balanced between Canadian and US dollar investments. The ICPP Accumulation Fund will include between 36 and 80 equities.

The XBB ETF invests in the universe of Canadian fixed income investments.

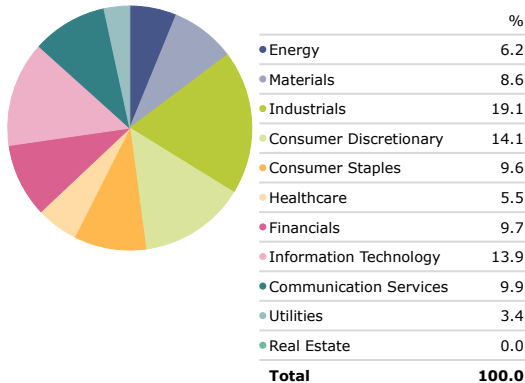
Top 10 Holdings

Portfolio Date: 12/31/2021

	Portfolio Weighting %
ICPP Accumulation Fund	52.4
iShares Core Canadian Universe Bond ETF	47.6

Sector Allocation

Portfolio Date: 12/31/2021

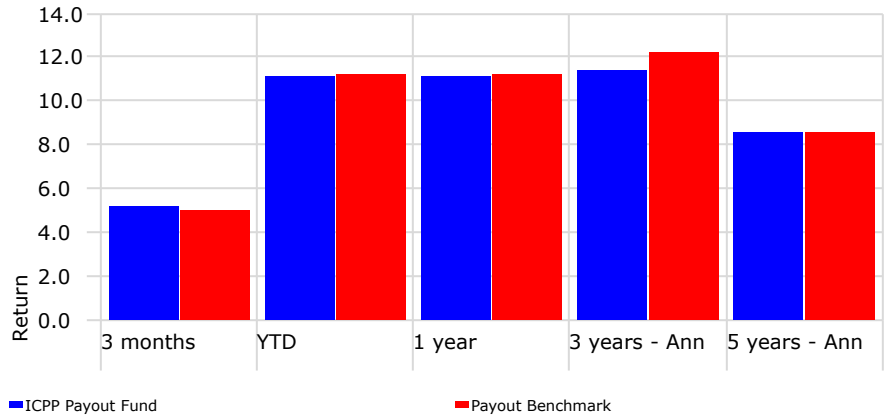


Fund Statistics

Base Currency	Canadian Dollar
# of Holdings	2
Average Market Cap (\$Mil)	71,165.9
P/E Ratio	19.3
P/B Ratio	2.9
Forward Dividend Yield %	1.2

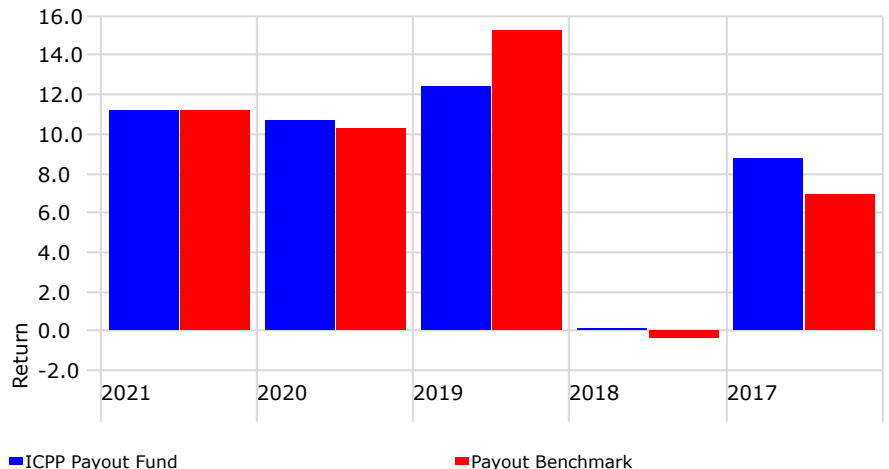
Trailing Returns

As of Date: 12/31/2021



	3 months	YTD	1 year	3 years	5 years
ICPP Payout Fund	5.1	11.2	11.2	11.4	8.5
Payout Benchmark	5.0	11.2	11.2	12.2	8.5

Calendar Year Returns



	2021	2020	2019	2018	2017
ICPP Payout Fund	11.2	10.7	12.4	0.2	8.7
Payout Benchmark	11.2	10.3	15.3	-0.4	7.0

Risk/Return Analysis

Time Period: 1/1/2017 to 12/31/2021

	Fund	Benchmark
Return	8.5	8.5
Std Dev	7.4	7.1
Excess Return	0.0	0.0
Alpha	-0.2	0.0
R2	98.1	100.0
Information Ratio (arith)	0.0	

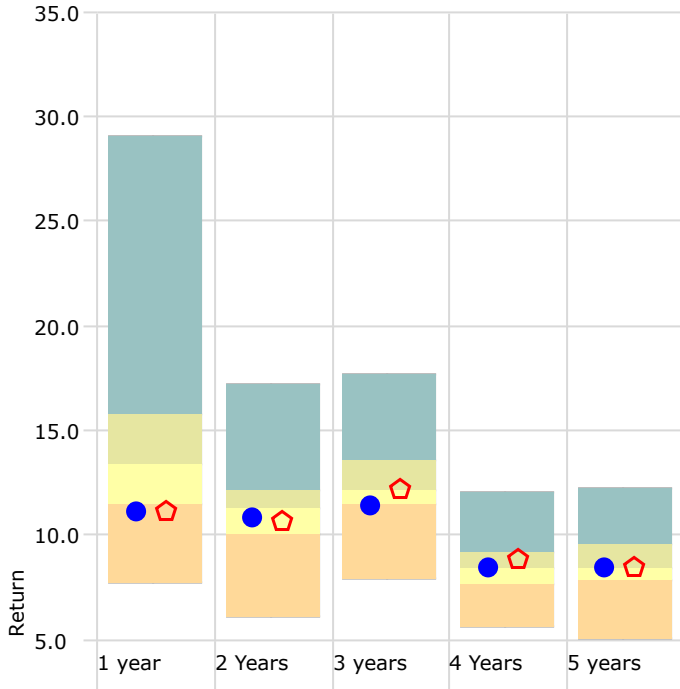
Risk Statistics

Time Period: 1/1/2017 to 12/31/2021

	Fund	Benchmark
Up Period Percent	73.3	70.0
Down Period Percent	26.7	30.0
Best Quarter	10.6	11.0
Worst Quarter	-9.6	-7.6
Up Capture Ratio	98.1	100.0
Down Capture Ratio	95.2	100.0

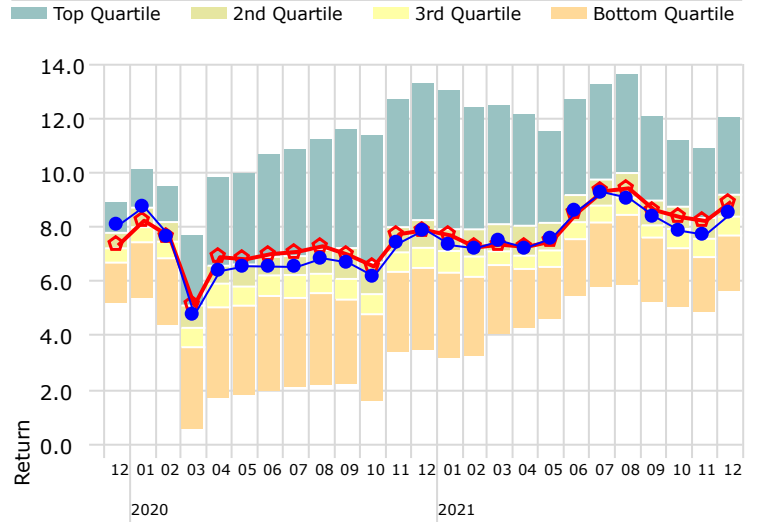
Performance Relative to Peer Group

Peer Group (1-100%): 2019 Balanced



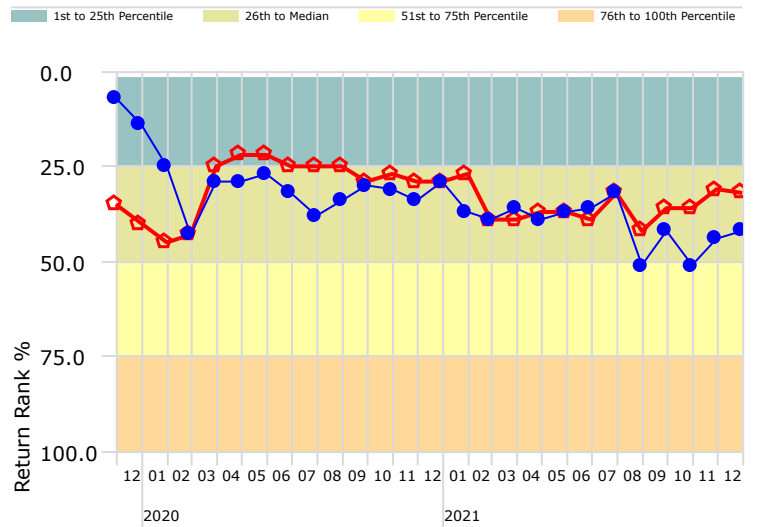
	1 year	2 Years	3 years	4 Years	5 years
•ICPP Payout Fund					
•Payout Benchmark					
ICPP Payout Fund	11.2	10.9	11.4	8.5	8.5
Payout Benchmark	11.2	10.7	12.2	8.9	8.5
Count	59	59	59	59	59
5th Percentile	18.4	14.3	15.0	10.7	10.6
25th Percentile	15.8	12.2	13.5	9.2	9.5
50th Percentile	13.3	11.2	12.2	8.4	8.4
75th Percentile	11.5	10.0	11.4	7.7	7.9
95th Percentile	9.8	8.9	10.3	6.2	6.5

4 Year Rolling Returns



—ICPP Payout Fund —Payout Benchmark

4 Year Rolling Return Quartiles



—ICPP Payout Fund —Payout Benchmark

Benchmark returns are equal to 50% FTSE Canada Universe Bond Index, 25% S&P/TSX Composite Total Return Index and 25% S&P 500 Total Return Index in Canadian dollars determined on a monthly basis. This benchmark is used to provide reference to widely known and followed benchmarks.

Rates of return for the Fund are calculated on back-tested data for periods prior to January 1, 2017. Back-tested performance data is based on a model and is hypothetical performance data, it does not depict actual performance returns for ICPP Accumulation Fund and it has been calculated with the benefit of hindsight.

The Index is intended as a benchmark for funds with a long-term investment horizon dedicated to registered pension plans registered in Canada. This material is for information purposes only and does not constitute an offering memorandum or an offer or solicitation in any jurisdiction in which an offer or solicitation is not authorized.

The indicated rates of return are historical annual compounded total returns, including changes in unit value and reinvestment of all distributions. Investments in the Fund are not guaranteed, their values change frequently and past performance may not be repeated. Investment losses do and may occur, and investors could lose some or all of their investment in the Fund.

The information herein does not consider the investment objectives, financial situation or particular needs of any prospective investor. Prospective investors should consult their appropriate advisors prior to investing.

Information presented herein is obtained from sources we believe reliable, but we assume no responsibility for information provided to us from third parties. ICPP Funds Ltd. is a wholly-owned subsidiary of Robertson, Eadie & Associates Ltd. Officers, directors and employees of Robertson, Eadie & Associates Ltd. and its subsidiaries may have positions in the securities mentioned herein and may make purchases and/or sales from time to time. This information may not be reproduced for any purpose or provided to others in whole or in part without the prior written permission of ICPP Funds Ltd. All information and opinions indicated herein are subject to change without notice. Inception date: January 2019