

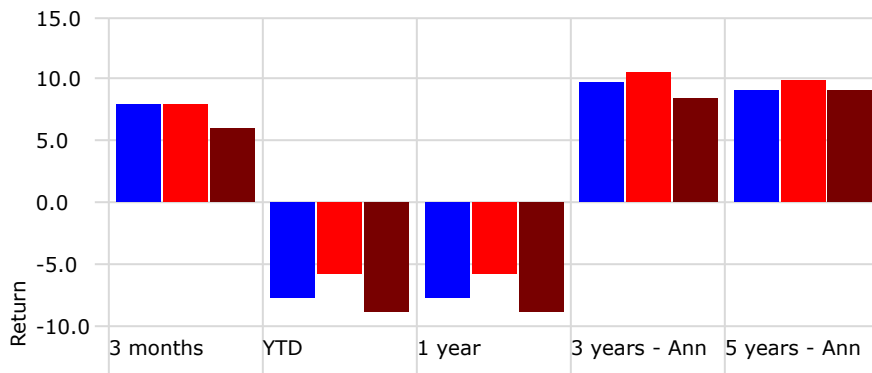
Investment Strategy

The objective of ICPP Accumulation Fund (Fund) is to provide long-term capital growth and income through a portfolio of large cap Canadian and foreign equities that are sufficiently diversified to minimize investment risk. The Fund will invest in equities of companies that are part of the ICPP Total Index (Index).

The companies that are included in the Index are listed on major stock exchanges in Canada and the United States. Index companies are selected based on the long-term viability of their businesses and value added return expectations within their industry. It is expected that equities of the eligible companies listed in the Index may be bought and held by a fund over a long time horizon. The Fund and Index are generally composed of large capitalization equities only. Minimal amounts of cash balances are used to facilitate rebalancing and collection of dividend income. The Index will include between 72 and 80 equities normally balanced between Canadian and US dollar investments. The Fund will include between 36 and 80 equities.

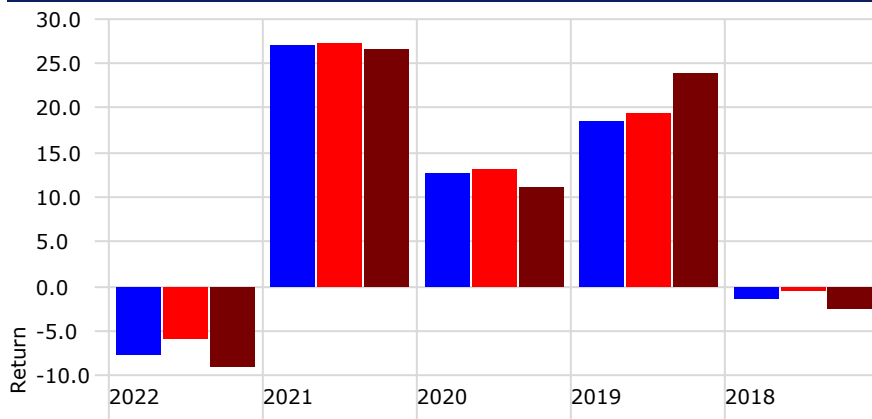
Trailing Returns

As of Date: 12/31/2022



	3 months	YTD	1 year	3 years	5 years
ICPP Accumulation Fund	8.0	-7.8	-7.8	9.7	9.0
ICPP Total Index	8.0	-5.9	-5.9	10.6	9.9
500-TSX	6.0	-9.0	-9.0	8.5	9.1

Calendar Year Returns



	2022	2021	2020	2019	2018
ICPP Accumulation Fund	-7.8	27.0	12.8	18.5	-1.5
ICPP Total Index	-5.9	27.1	13.0	19.4	-0.5
500-TSX	-9.0	26.5	11.0	23.9	-2.5

Risk/Return Analysis

Time Period: 1/1/2018 to 12/31/2022

	Fund	Benchmark
Return	9.0	9.1
Std Dev	14.0	14.3
Excess Return	0.0	0.0
Alpha	0.1	0.0
R2	97.0	100.0
Information Ratio (arith)	0.0	

Risk Statistics

Time Period: 1/1/2018 to 12/31/2022

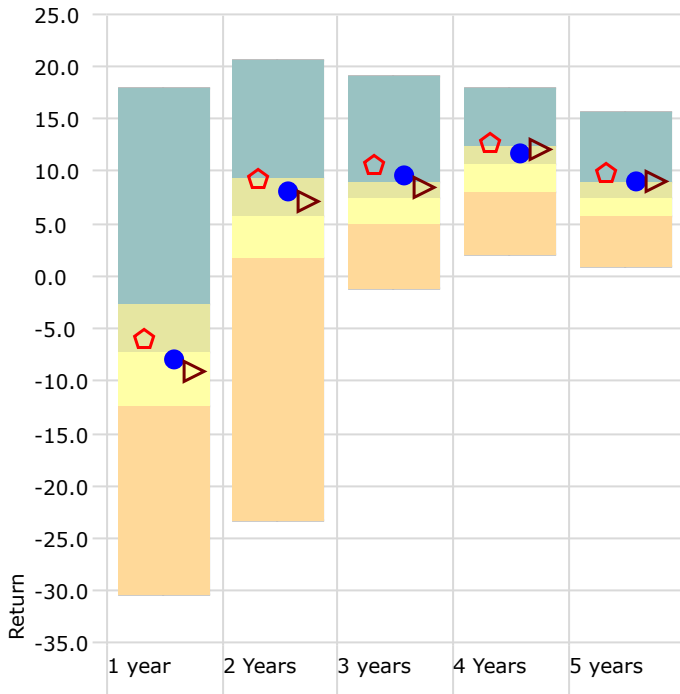
	Fund	Benchmark
Up Period Percent	61.7	66.7
Down Period Percent	38.3	33.3
Best Quarter	13.7	16.2
Worst Quarter	-17.6	-16.3
Up Capture Ratio	95.3	100.0
Down Capture Ratio	93.1	100.0

Fund Statistics

Base Currency	Canadian Dollar
# of Holdings	80
Average Market Cap (\$Mil)	59,062.0
P/E Ratio	14.4
P/B Ratio	2.4
Forward Dividend Yield %	2.8

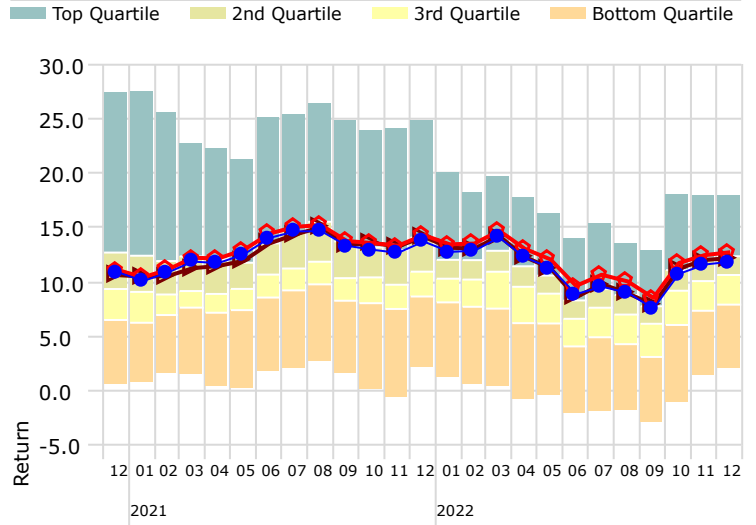
Performance Relative to Peer Group

Peer Group (1-100%): 2019 Equity

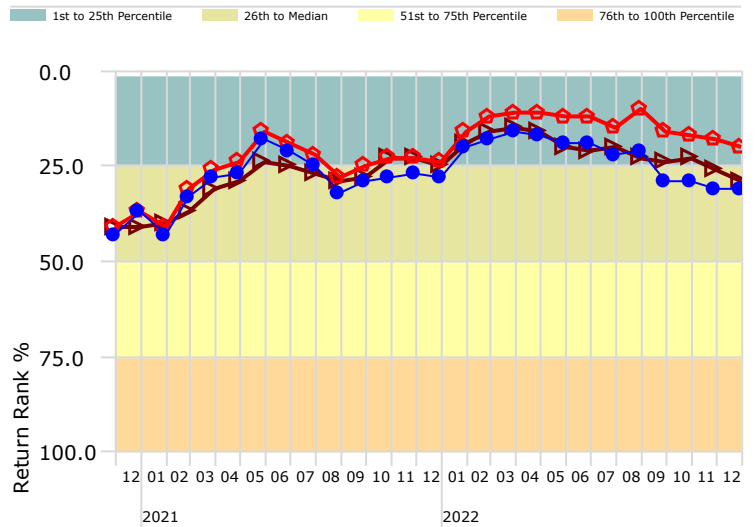


	1 year	2 Years	3 years	4 Years	5 years
ICPP Accumulation Fund	-7.8	8.2	9.7	11.8	9.0
ICPP Total Index	-5.9	9.4	10.6	12.7	9.9
500-TSX	-9.0	7.3	8.5	12.2	9.1
Count	168	168	168	168	168
5th Percentile	1.6	14.4	11.4	14.0	12.2
25th Percentile	-2.8	9.3	8.8	12.4	8.8
50th Percentile	-7.4	5.7	7.4	10.6	7.4
75th Percentile	-12.4	1.6	4.8	7.9	5.7
95th Percentile	-20.5	-4.8	1.1	5.1	2.6

4 Year Rolling Returns



4 Year Rolling Return Quartiles



"500-TSX" refers to a blended benchmark equal to 50% S&P/TSX Composite Total Return Index and 50% S&P 500 Total Return Index in Canadian dollars determined on a monthly basis. This benchmark is used to provide reference to widely known and followed benchmarks.

The Index is intended as a benchmark for funds with a long-term investment horizon dedicated to pension plans registered in Canada. This material is for information purposes only and does not constitute an offering memorandum or an offer or solicitation in any jurisdiction in which an offer or solicitation is not authorized.

The indicated rates of return are historical annual compounded total returns, including changes in unit value and reinvestment of all distributions. The Fund was managed by ICPP Funds Ltd. from inception until August 8, 2022 and by Addenda from August 9, 2022. Investments in the Fund are not guaranteed, their values change frequently and past performance may not be repeated. Investment losses do and may occur, and investors could lose some or all of their investment in the Fund.

The information herein does not consider the investment objectives, financial situation or particular needs of any prospective investor. Prospective investors should consult their appropriate advisors prior to investing.

Information presented herein is obtained from sources we believe reliable, but we assume no responsibility for information provided to us from third parties. This information may not be reproduced for any purpose or provided to others in whole or in part without the prior written permission of Robertson, Eadie & Associates Ltd. All information and opinions indicated herein are subject to change without notice. Inception date: February 2017